



*"We always know
who we're working for"*

PRECISION ELECTRONICS LIMITED

PRODUCT CATALOG



"We always know
who we're working for"

TABLE OF CONTENT

TACTICAL MASTS

Push up	9
Pneumatic	10
Section Based	11
Winch	12
Lead Screw	13

Mast Solutions

Tactical Lighting System	15
Vehicular Rooftop Mast	16
Building Rooftop Mast	17

TRIPODS

Light Duty	19
Medium Duty	20
Heavy Duty	21
Elevator	22

ACCESSORIES	23
-------------------	----

CARRYING CASE	24
---------------------	----

PEDESTALS

Rotators	26
Pan-Tilt	27

MULTI UTILITY JUNCTION BOX	28
----------------------------------	----

POWER SUPPLIES	29
----------------------	----





"We always know who we're working for"



COMPLIANCE

CERTIFICATE
Certificate Registration No: 951 12 6059

The Certification Body of TÜV SÜD AMERICA INC.

Certifies that the organization

Precision Electronics Limited
D-10, SECTOR-3
NOIDA, UP 201301 India

for the scope

Design of Telecom Accessories, Manufacturing of Telecom Accessories, Power Distribution Units, Cable Assemblies and Machining of Metal Parts

has established and applies a Quality Management System. An audit was performed and has furnished proof that the requirements according to

AS 9100D and ISO 9001:2015

are fulfilled.

The certificate is valid from August 26, 2024 until July 30, 2027
With a re-issue date on N/A

Michael Fernald
Head of Central Certification Body

TÜV SÜD America Inc. • 401 Edgewater Place, Suite 500 • Wakefield, MA 01880 USA • www.TUVSUD.com

The validity of this certificate is contingent on the company maintaining its management system to the requirements of the indicated standard and is subject to regular monitoring by TÜV SÜD America.

KVQA
Certificate of Registration
(Environmental Management System)
KVQA CERTIFICATION SERVICES PVT. LTD.

This is to certify that the Environmental Management System of

PRECISION ELECTRONICS LIMITED
Plot No. 1142-1145, Sector -58, Faridabad -121004,
Haryana, India

has been found to comply with the requirements of

ISO 14001:2015

This Certificate is valid for the following Product or service range

Design of Telecom Accessories, Manufacturing of Telecom Accessories, Power Distribution Units, Cable Assemblies and Machining of Metal Parts.

Certificate No.: KDAE202604018
Date of Issue: 26, April, 2026
Valid Until: 25, April, 2029*

1st Surveillance Due On: 26/03/2027; Done On:
2nd Surveillance Due On: 26/03/2028; Done On:

Issued by: [Signature]
Authorized Signatory KVQA

IAF elaci CB-EMS-045

To Check the Status of the Certification, kindly log on to www.kvqa.in
F-308, Sector-43, Noida U.P., India, Pin-201301, 22111941.
email: info@kvqa.com

*Subject to successful completion of surveillance audits

KVQA
Certificate of Registration
(Occupational Health & Safety Management System)
KVQA CERTIFICATION SERVICES PVT. LTD.

This is to certify that the Occupational Health & Safety Management System of

PRECISION ELECTRONICS LIMITED
Plot No. 1142-1145, Sector -58, Faridabad -121004,
Haryana, India

has been found to comply with the requirements of

ISO 45001:2018

This Certificate is valid for the following Product or service range

Design of Telecom Accessories, Manufacturing of Telecom Accessories, Power Distribution Units, Cable Assemblies and Machining of Metal Parts.

Certificate No.: KDACO202604020
Date of Issue: 26, April, 2026
Valid Until: 25, April, 2029*

1st Surveillance Due On: 26/03/2027; Done On:
2nd Surveillance Due On: 26/03/2028; Done On:

Issued by: [Signature]
Authorized Signatory KVQA

IAF elaci CB-OHSMS-043


To Check the Status of the Certification, kindly log on to www.kvqa.in
F-308, Sector-43, Noida U.P., India, Pin-201301, 22111941.
email: info@kvqa.com

*Subject to successful completion of surveillance audits

Precision

*"We always know
who we're working for"*

OUR CAPABILITIES



DESIGN & ENGINEERING

- Configurable System Design
- Advanced Modeling and Simulation for Structural, Wind Load, Thermal, EMI-EMC analysis
- Design-for-Manufacture and Reliability Engineering
- Digital Engineering and Product Lifecycle Automation

PRODUCTION

The production process at Precision Electronics Limited is characterized by meticulous attention to detail, stringent quality control measures, and a focus on efficiency and reliability. This is possible due to in-house State-of-the-art facilities for :

- Mechanical fabrication (CNC Turning, Milling)
- Mechanical Assembly (Welding, Drilling, Fastening, Shaping)
- Wiring Harness
- Turnkey Box Build/ System Assembly & Testing



"We always know who we're working for"

VALIDATION CAPABILITIES

MIL-STD TESTING



Dry Heat



Vibration Table



Salt Spray



Altitude



Hot and Cold



Thermal Shock



"We always know who we're working for"

OUR PRODUCTS

We are a leading OEM engaged in the Design, Development, and Manufacturing of various Telescopic Masts, Tripods, Pedestals, and a wide range of Power Supplies.

MASTS

PUSH-UP

PNEUMATIC

SECTION BASED

WINCH

LEAD SCREW

TRIPODS

LIGHT DUTY

MEDIUM DUTY

HEAVY DUTY

ELEVATOR

PEDESTALS

ROTATORS

PAN-TILT

ACTIVE ACCESSORIES

MULTI-UTILITY JUNCTION BOX

POWER SUPPLIES



"We always know who we're working for"

TRUSTED PARTNERS TO

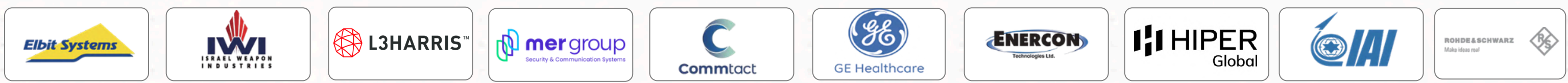
DEFENCE & SECURITY



CIVIL GOVERNMENT



EXPORT

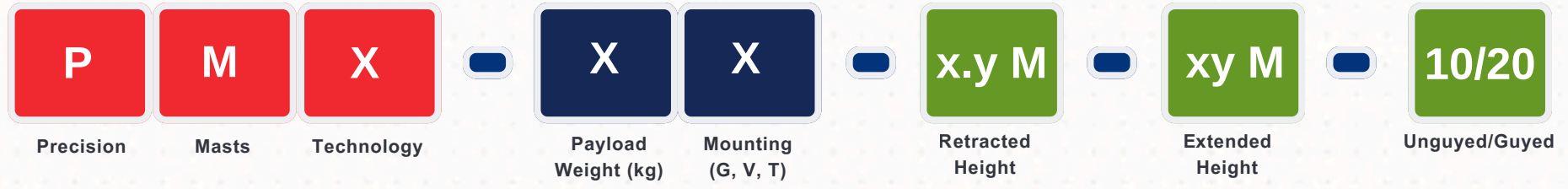


INDIAN CORPORATES



TACTICAL MASTS

MODEL NUMBER GUIDE



PUSH-UP (PU)	PNEUMATIC Positive Lock (PP) Friction Lock (PF)	SECTION BASED (SB)	WINCH Winch Electric (WE) Winch Manual (WM)	LEAD SCREW (LS)
------------------------	--	------------------------------	--	---------------------------



"We always know who we're working for"

PUSH-UP MAST

OUR USP'S

- Rapid zero-tool manual tactical deployment.
- Ultra-lightweight for man-portable missions.
- Zero-power operation for remote field site elevation.
- Maintenance-free architecture for challenging environments.

SALIENT FEATURES


- Quick-lock collar section retention system.
- Multi-section telescopic aluminum or composite tubes.
- Customized adapters for payload integration.
- Guy-rope provision for high deployed heights.

KEY FEATURES

APPLICATIONS



Radio COM.




Electro-Optic

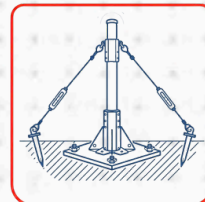


Illumination

MOUNTING



Vehicle Mount

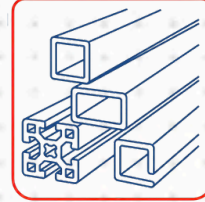


Ground Mount

MATERIALS



Carbon Fiber



Aluminum

TECHNICAL SPECIFICATION

PUSH-UP MASTS (DRIVE ON FRAME / TRIPOD MAST)

Model No.	Retracted (m)	Extended (m)	Head Load (kg)	Wind Area (m ²)	Material Grade	No. of Guy Ropes
PMPU-3V-1.2M-3M-10	1.2	3	3	≤ 0.1	AL / CF	-
PMPU-10T-0.7M-2.5M-10	0.7	2.5	10	≤ 0.1	AL / CF	-
PMPU-10T-1.2M-4M-10	1.2	4	10	≤ 0.1	AL / CF	-
PMPU-8T-1.4M-6M-10	1.4	6	8	≤ 0.1	AL / CF	-
PMPU-5T-1.8M-8M-20	1.8	8	5	≤ 0.1	AL / CF	3 x 2
PMPU-5T-1.9M-11M-20	1.9	11	5	≤ 0.1	AL / CF	3 x 2
PMPU-XX-X.YM-XYM-XX	Custom product available on request					



Locking Knob

ACCESSORIES

AG-01 | AG-02

PNEUMATIC MAST

OUR USP'S

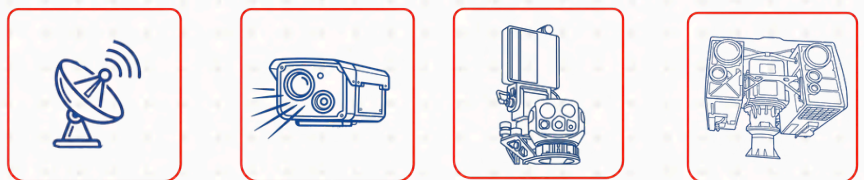
- Cost-effective solution for -20deg C and higher temperatures.
- High payload-to-self-weight ratio.
- Rapid deployment for On-The-Quick-Halt missions.
- Effortless elevation via automated compressor and self-lock option.

SALIENT FEATURES

- Triple-actuation: Hand pump, foot pump, or compressor.
- Option for manual friction and positive locking collars.
- Internal keyways for precision anti-rotation integrity.
- Leveling system for payload verticality.

KEY FEATURES

APPLICATIONS



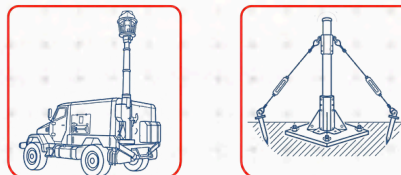
Radio COM.

Electro-Optic

Integrated ISR System

Integrated C-UAS System

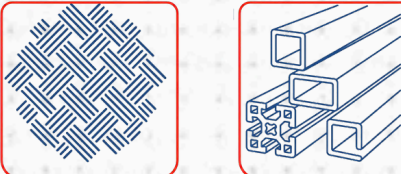
MOUNTING



Vehicle Mount

Ground Mount

MATERIALS




Carbon Fiber

Aluminum

TECHNICAL SPECIFICATION

PTM MASTS
(GROUND / VEHICLE / BUILDING ROOF TOP / VEHICLE ROOF TOP MOUNT)
FRICTION / POSITIVE LOCKING

Model No.	Retracted (m)	Extended (m)	Head Load (kg)	Wind Area (m ²)	Material Grade	No. of Guy Ropes
Light Duty Mast						
PMPF-22T-1.3M-2M-10	1.3	2	22	≤ 0.25	AL / CF	-
PMPF-15T-1.7M-6M-20	1.7	6	15	≤ 0.25	AL / CF	3x2
PMPF-15T-2.5M-9M-20	2.5	9	15	≤ 0.25	AL / CF	3x3
PMPP-150V-1.1M-4.5M-10	1.1	4.5	150	≤ 0.7	AL / CF	-
Medium Duty Mast						
PMPP-250T-1.6M-5M-20	1.6	5	250	≤ 1	AL	3x4
PMPF-40T-2.8M-12M-20	2.8	12	40	≤ 0.5	AL	3x3
PMPP-40V-2.5M-16M-20	2.5	16	40	≤ 0.4	AL	3x4
Heavy Duty Mast						
PMPP-50T-3.6M-18M-20	3.6	18	50	≤ 0.5	AL	3x4
PMPP-150V-2.2M-10M-20	2.2	10	150	≤ 1	AL	3x4
PMPP-25T-4M-25M-20	4	25	25	≤ 0.2	AL	4x5
PMPP-10T-4M-30M-20	4	30	10	≤ 0.2	AL	4x5
PMPP-XX-X.YM-XYM-XX	Custom product available on request					



ACCESSORIES

AG-01 | AG-02 | AG-03 | AG-04 | AG-05

SECTION BASED MAST

OUR USP'S

- Configurable height via modular stackable architecture.
- Compact transport footprint for expeditionary field teams.
- High stability platform for long-duration field sites.
- Easy maintenance via replaceable individual mast sections.

SALIENT FEATURES


- Winch-assisted bottom-fed section assembly.
- Quick-lock section joining for rapid field build.
- Guy-wire architecture for extreme wind survival.
- Terrain-Adaptive Guy-Wire Management enables reliable 2-man operation.

KEY FEATURES

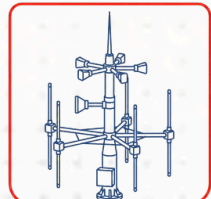
APPLICATIONS



Radio COM.

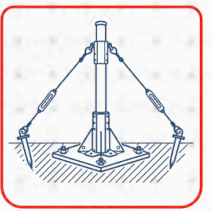


Electro-Optic



COMINT

MOUNTING

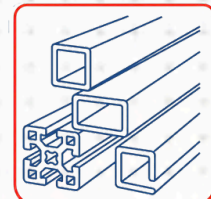


Ground Mount

MATERIALS



Carbon Fiber



Aluminum

TECHNICAL SPECIFICATION

SECTION BASED MAST (GROUND MOUNT)

Model No.	Retracted (m)	Extended (m)	Head Load (kg)	Wind Area (m ²)	Material Grade	No. of Guy Ropes
PMSB-20T-1.4M-10M-20	1.4	10	20	≤ 0.25	AL / CF	3x3
PMSB-40T-2M-15M-20	2	15	60	≤ 0.5	AL / CF	3x4
PMSB-40T-2M-18M-20	2	18	40	≤ 0.5	AL / CF	3x4
PMSB-30T-2M-21M-20	2	21	30	≤ 0.3	AL / CF	3x5
PMSB-XX-X.YM-XYM-XX	Custom product available on request					



ACCESSORIES

AG-01 | AG-02 | AG-04



"We always know who we're working for"

WINCH MAST

OUR USP'S

- Fail-safe mechanical lift in ALL weather conditions.
- Remote control operation (for Electric variant).
- Designed to self-lock at any height.
- Cables run inside the pipes, increasing mast longevity.

SALIENT FEATURES

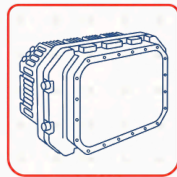
- Heavy-duty lifting for payloads up to 120kg.
- Versatile manual hand-crank or high-speed electric drive.
- Anti-rotation ensured by square pipes.
- Smooth jitter-free cable-driven elevation control.

KEY FEATURES

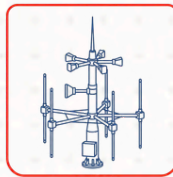
APPLICATIONS



Radio COM.



Radar

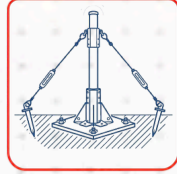


COMINT

MOUNTING

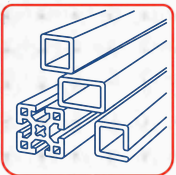


Vehicle Mount



Ground Mount

MATERIALS



Aluminum

TECHNICAL SPECIFICATION

WINCH MAST - MANUAL & ELECTRIC (GROUND / VEHICLE / BUILDING ROOF TOP MOUNT)

Model No.	Retracted (m)	Extended (m)	Head Load (kg)	Wind Area (m ²)	Material Grade	No. of Guy Ropes
Light Duty Mast						
PMWM-40V-1.5M-2M-10	1.5	2	40	≤ 0.7	AL	-
Medium Duty Mast						
PMWE-20V-1M-3M-10	1	3	20	≤ 0.13	AL	-
PMWM-100G-3M-9M-20	3	9	100	≤ 1	AL	3x3
PMWE-70V-2.5M-10M-20	2.5	10	70	≤ 0.75	AL	3x3
PMWM-65V-2M-5M-10	2	5	65	≤ 0.8	AL	-
Heavy Duty Mast						
PMWE-80V-1.45M-4M-10	1.45	4	80	≤ 1	AL	-
PMWE-45V-2.8M-18M-20	2.8	18	45	≤ 0.6	AL	3x5
PMWM-120T-2.8M-14M-20	2.8	14	120	≤ 1.1	AL	3x3
PMWE-50V-3M-21M-20	3	21	50	≤ 0.6	AL	3x5
PMWE-XX-X.YM-XYM-XX	Custom product available on request					



Electric Winch with Detachable Handle

ACCESSORIES

AG-01 | AG-02 | AG-04 | AG-05



"We always know who we're working for"

LEAD SCREW MAST

OUR USP'S

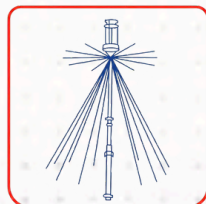
- Ultimate heavy-lifter supporting up to 350kg top loads.
- Fastest transition for "on-the-quick-halt" vehicular stops.
- Full remote operation from armored vehicle cabins.
- Inherently self-locking mechanical screw-drive safety.

SALIENT FEATURES

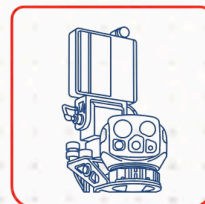
- Push-button motorized deployment in narrow tactical frames.
- High structural rigidity for sensitive payloads.
- Anti-rotation ensured by square pipes.
- MIL-STD shock and vibration mobility certification.

KEY FEATURES


APPLICATIONS



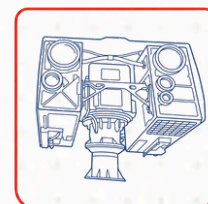
ELINT



Integrated ISR System




JAMMING

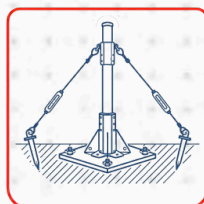


Integrated C-UAS System

MOUNTING

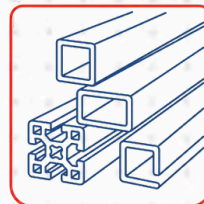


Vehicle Mast



Ground Mount

MATERIALS



Aluminum

TECHNICAL SPECIFICATION

LEAD SCREW

Model No.	Retracted (m)	Extended (m)	Head Load (kg)	Wind Area (m ²)	Material Grade	No. of Guy Ropes
PMLS-350V-1.5M-5M-10	1.5	5	350	≤ 1.5	AL	-
PMLS-350V-1.6M-6.5M-10	1.6	6.5	350	≤ 1	AL	-
PMLS-150V-1.6M-8M-10	1.6	8	150	≤ 1	AL	-
PMLS-200V-2.5M-10M-10	2.5	10	200	≤ 1	AL	-
PMLS-150V-2.3M-12M-10	2.3	12	150	≤ 1	AL	-
PMLS-XX-X.YM-XYM-XX	Custom product available on request					



ACCESSORIES


AG-05



"We always know who we're working for"

MAST SOLUTIONS

MODEL NUMBER GUIDE



TACTICAL LIGHTING SYSTEM

WINCH MANUAL (WM)
PNEUMATIC POSITIVE LOCK (PP)

VEHICULAR ROOF-TOP MAST

WINCH ELECTRIC (WE)

BUILDING ROOF-TOP MAST

PNEUMATIC POSITIVE LOCK (PP)
PNEUMATIC FRICTION LOCK (PF)



"We always know who we're working for"

TACTICAL LIGHTING SYSTEM

OUR USP'S

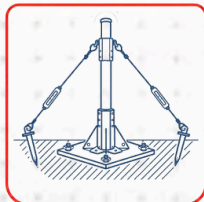
- Maintenance-free for 800 lifts or 2 years.
- Rapid-assembly light fixture optimized for tripod masts.
- High-efficiency illumination for tactical night-time operations.
- Mission-ready surge protection for tactical power inputs.

SALIENT FEATURES

- Remote switch ON/OFF capability via mobile devices.
- Quick-latch plugs for modular lamp field replacement.
- Integrated junction box for centralized power management.
- Stable elevation up to 4m tactical height.

KEY FEATURES

MOUNTING



Ground Mount

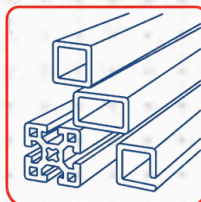


Vehicle Mount

MATERIALS



Carbon Fiber




Aluminum

TECHNICAL SPECIFICATION

TACTICAL LIGHTING SYSTEM

Model No.	Retracted (m)	Extended (m)	Head Load (kg)	Wind Area (m ²)	Material Grade	No. of Guy Ropes
PMSPF-LIT10T-1.1M-4M-10	1.1	4	10	≤ 0.1	AL / CF	-
PMSPP-LIT40T-1.5M-3.5M-10	1.5	3.5	40	≤ 0.4	AL / CF	-
PMSWM-LIT10T-1.1M-4M-10	1.1	4	10	≤ 0.1	AL / CF	-
PMSWM-LIT40T-1.5M-3.5M-10	1.5	3.5	40	≤ 0.4	AL / CF	-
PMSWM-LITXX-X.YM-XYM-XX	Custom product available on request					



ACCESSORIES

AG-01 | AG-02 | AG-03 | AG-04 | AG-05



"We always know who we're working for"

VEHICULAR ROOF-TOP MAST

OUR USP'S

- Specialized for rapid "on-the-quick-halt" tactical stops.
- Full remote operation from inside the cabin.
- High structural stability for mobile surveillance missions.
- Emergency power backup ensures safe mast retraction.

SALIENT FEATURES

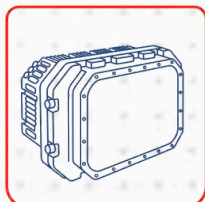
- Modular mounting frames for shelter or vehicle roofs.
- Compact low-profile retracted configuration for travel.
- MIL-STD vibration and mobility certified structure.
- Quick deployment within narrow tactical timeframes.

KEY FEATURES

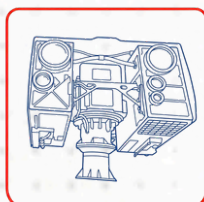
APPLICATIONS




Radio COM.



Radar

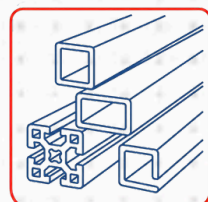


Integrated C-UAS System



Jamming

MATERIALS



Aluminum

TECHNICAL SPECIFICATION

VEHICULAR ROOF-TOP MASTS

Model No.	Retracted (m)	Extended (m)	Head Load (kg)	Wind Area (m ²)	Material Grade	Power Backup	Mounting Frame Base (mm)
PMSWE-VRT30V-1.2M-3M-10	1.2	3	30	≤ 0.2	AL	5-6Hrs	700(W)x1200(L)
PMSWE-VRT50V-1.2M-3M-10	1.2	3	50	≤ 0.3	AL	4-5Hrs	800(W)x1400(L)
PMSWE-VRT80V-1.45M-4M-10	1.45	4	80	≤ 0.2	AL	4-5Hrs	1200(W) x 700(L)
PMSWE-VRTXX-X.YM-XYM-XX	Custom product available on request						



Roof Mount Design

ACCESSORIES

AG-02 | AG-04 | AG-05



"We always know who we're working for"

BUILDING ROOF-TOP MAST

OUR USP'S

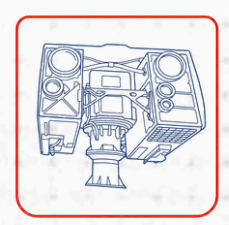
- High-stability choice for 4G/5G or C-UAS urban infrastructure.
- Scalable deployed heights up to 10 metres.
- Coastal-ready resilience against aggressive high-salinity environments.
- Cost-effective elevation for cellular and radio networks.

SALIENT FEATURES

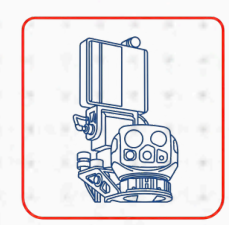
- Engineered for mounting on concrete roof surfaces.
- Multi-source elevation: hand pump, foot pump, compressor.
- Anti-rotation keyways maintain critical directional pointing.
- Latch-based Positive locking collar safety system.

KEY FEATURES

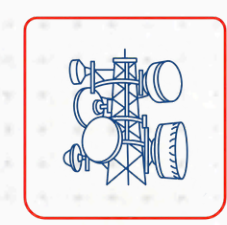
APPLICATIONS



Integrated C-UAS System

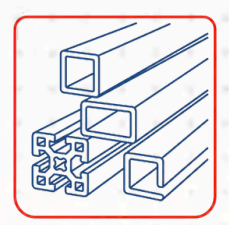


Integrated ISR System



4G/5G Cellular

MATERIALS



Aluminum

TECHNICAL SPECIFICATION

BUILDING ROOF-TOP MASTS

Model No.	Retracted (m)	Extended (m)	Head Load (kg)	Wind Area (m ²)	Material Grade	No. of Guy Ropes
PMSPP-BRT50T-3.6M-18M-20	3.6	18	50	≤ 0.5	AL	3x4
PMSPP-BRT150T-2.2M-10M-20	2.2	10	150	≤ 1	AL	3x4
PMSPP-BRT250T-1.6M-5M-20	1.6	5	250	≤ 1	AL	3x4
PMSPP-BRTXX-X.YM-XYM-XX	Custom product available on request					



ACCESSORIES

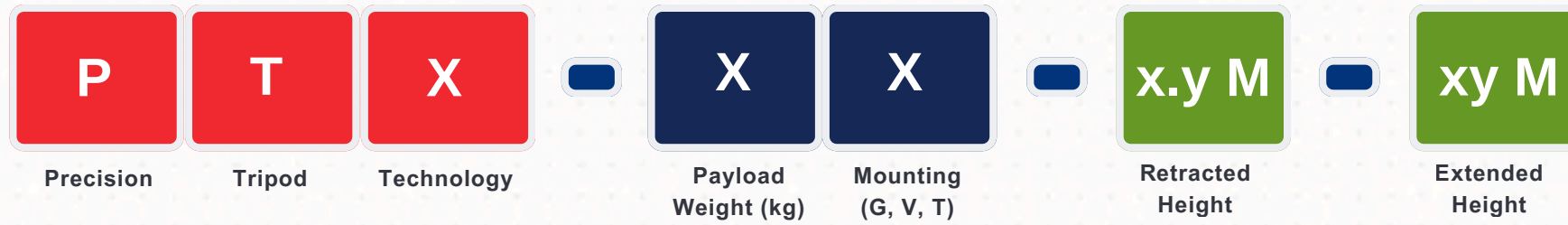
AG-01 | AG-02 | AG-03 | AG-04 | AG-05



"We always know who we're working for"

TACTICAL TRIPODS

MODEL NUMBER GUIDE



LIGHT DUTY
(L)

MEDIUM DUTY
(M)

HEAVY DUTY
(H)

ELEVATOR
(E)



"We always know who we're working for"

LIGHT DUTY TRIPOD

OUR USP'S

- Stable setup and operational in under 60 seconds.
- Elite weight-to-performance ratio for man-portable missions.
- Low-profile non-reflective finish for tactical stealth.
- Rapid-fold geometry for high-tempo relocation.

SALIENT FEATURES

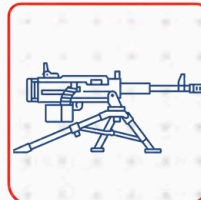
- Ground-gripping spike feet for soft soil stability.
- 360° manual pan-tilt head for directional aiming.
- High-tension locking collars prevent leg slippage.
- High-strength aluminum or CFRP construction.

KEY FEATURES

APPLICATIONS

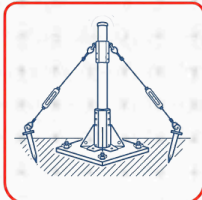


Electro-Optic



Infantry Weapon

MOUNTING

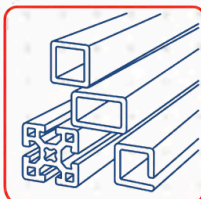


Ground Mount

MATERIALS



Carbon Fiber



Aluminum

TECHNICAL SPECIFICATION

LIGHT DUTY TRIPODS

Model No.	Retracted (m)	Extended (m)	Head Load (kg)	Material Grade
PTL-12G-0.14M-0.54M	0.143	0.538	12	AL / CF
PTL-12G-0.22M-0.76M	0.215	0.755	12	AL / CF
PTL-XX-X.YM-XYM	Custom product available on request			



Manual PAN-TILT



Tripod Head



Lockings



Spike Feet

ACCESSORIES

AG-06



"We always know who we're working for"

MEDIUM DUTY TRIPOD

OUR USP'S

- High torsional rigidity for rotating motorized antennas.
- Independent all-axis leveling for steep rocky slopes.
- Engineered for two-man rapid field relocation.
- Stabilized platform for high-precision surveillance gear.

SALIENT FEATURES

- Flex-reducing stabilizer braces minimize signal jitter.
- Wide-stance design resistant to overturning forces.
- Integrated spirit levels for mission-critical alignment.
- Interchangeable modular feet for tarmac or snow

KEY FEATURES

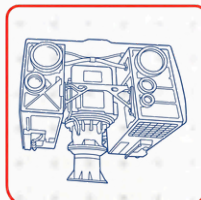
APPLICATIONS



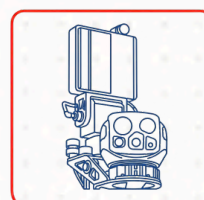
Electro-Optic



Radio COM

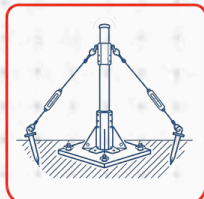


Integrated C-UAS System



Integrated ISR System

MOUNTING

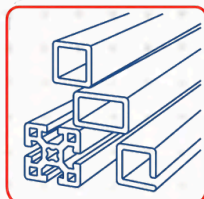


Ground Mount

MATERIALS



Carbon Fiber




Aluminum

TECHNICAL SPECIFICATION

MEDIUM DUTY TRIPODS

Model No.	Retracted (m)	Extended (m)	Head Load (kg)	Material Grade
PTM-55G-1.1M-1.5M	1.1	1.5	55	AL / CF
PTM-70G-1.1M-1.5M	1.1	1.5	70	AL / CF
PTM-XX-X.YM-XYM	Custom product available on request			



ACCESSORIES

AG-06



"We always know who we're working for"

HEAVY DUTY TRIPOD

OUR USP'S

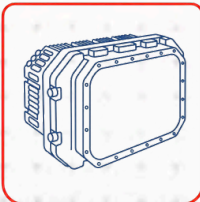
- Massive 400kg capacity for heavy radar arrays.
- Mobile alternative to permanent fixed concrete bases.
- Extreme stiffness ensures high-accuracy data integrity.
- Hard-anodized coating for aggressive corrosion protection.

SALIENT FEATURES

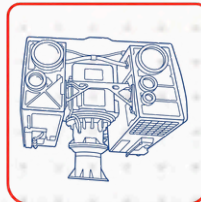
- Reinforced high-load structural transfer frame architecture.
- Vibration-suppressing assemblies for tracking sensors.
- Precision high-load leveling adjustment plates.
- Oversized ground-contact footprint prevents sinking.

KEY FEATURES

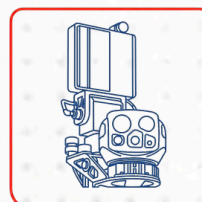
APPLICATIONS



Radar

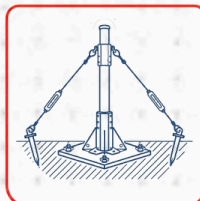


Integrated C-UAS System



Integrated ISR System

MOUNTING

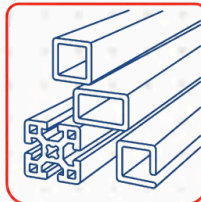


Ground Mount

MATERIALS



Carbon fiber




Aluminum

TECHNICAL SPECIFICATION

HEAVY DUTY TRIPODS

Model No.	Retracted (m)	Extended (m)	Head Load (kg)	Material Grade
PTH-200G-1.1M-1.5M	1.1	1.5	100	AL / CF
PTH-200G-1.1M-1.5M	1.1	1.5	200	AL / CF
PTH-400G-1.1M-1.5M	1.1	1.5	400	AL / CF
PTH-XX-X.YM-XYM	Custom product available on request			



Leveler



Stabilizer



Foot

ACCESSORIES

AG-06



"We always know who we're working for"

ELEVATOR TRIPOD

OUR USP'S

- Precision rack-and-pinion drive.
- Tottle-free stability in severe winds.
- Optimized platform for phased array staring radars.
- Essential 400-600mm height boost from ground interference.

SALIENT FEATURES

- Hardened gears resist wear and tear.
- Ultra-compact telescopic column for ease of stowage.
- Millimetre-accurate height adjustments.
- Independent axis control on all three legs.

KEY FEATURES

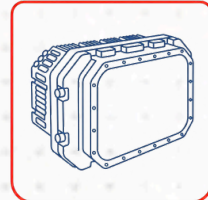
APPLICATIONS



Electro-Optic

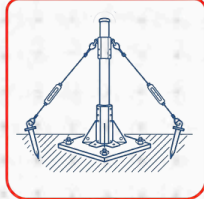


Radio COM



Radar

MOUNTING

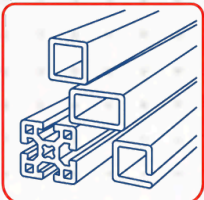


Ground Mount

MATERIALS



Carbon Fiber



Aluminum

TECHNICAL SPECIFICATION

ELEVATOR TRIPODS

Model No.	Retracted (m)	Extended (m)	Head Load (kg)	Material Grade
PTE-70G-0.8M-1.8M	0.8	1.8	70	AL / CF
PTE-100G-0.8M-1.8M	0.8	1.8	100	AL / CF
PTE-150G-0.8M-1.8M	0.8	1.8	150	AL / CF
PTE-XX-X.YM-XYM	Custom product available on request			



Winch



Foot

ACCESSORIES

AG-06

ACCESSORIES

Complete range of kits for safe, stable and efficient **Mast & Tripods** installation in any equipment.

AG-01 GROUND KIT

- ✓ Base Plate
- ✓ Nails
- ✓ Mast Support Cradle
- ✓ Tool Kit
- ✓ Hammer



APPLICABLE TO



AG-02 TOOL KIT

- ✓ DE Spanner
- ✓ Adjustable Spanner
- ✓ Screw Driver
- ✓ Allen Keys
- ✓ Velcro Cable Strap
- ✓ Levelor (Weighted Cable / Spirit Level)
- ✓ Box Spanner with T Handle
- ✓ Steel Oil Can
- ✓ Teflon Tape
- ✓ Guy marker



APPLICABLE TO



AG-03 PNEUMATIC KIT

- ✓ Pneumatic Controller Unit
- ✓ Air Compressor
- ✓ Foot Pump



APPLICABLE TO



AG-04 GUYING KIT

- ✓ Guy Rope Controller
- ✓ Standard Pegs
- ✓ Sand Kit (Pegs)
- ✓ Guy Ropes
- ✓ Hammer



APPLICABLE TO



AG-05 VEHICLE MOUNTING KIT

- ✓ Vehicle Mounting Bracket
- ✓ Hand Held Pendant
- ✓ Levelor
- ✓ Gimbal



APPLICABLE TO



AG-06 TRIPOD KIT

- ✓ Nails
- ✓ Hammer

TOOL KIT

- ✓ DE Spanner
- ✓ Adjustable Spanner
- ✓ Screw Driver
- ✓ Allen Keys
- ✓ Velcro Cable Strap
- ✓ Nail Puller



APPLICABLE TO



ADDITIONAL ACCESSORIES



Earthing Kit (Pipe & Cable)



Lighting Arrestor



Sand Kit



"We always know who we're working for"

CARRYING CASE

Complete range of Carrying case

CANVAS



ROTO MOULD



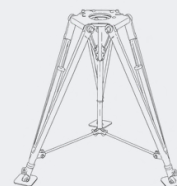
FRP



PLASTIC INJECTION MOULDING



APPLICABLE TO






"We always know who we're working for"

PEDESTALS

MODEL NUMBER GUIDE



ROTATORS

- MOTORIZED (MO)
- MANUAL-DIAL (MD)
- MANUAL-ROPE (MR)

PAN-TILT

- MOTORIZED (MO)
- MANUAL-DIAL (MD)
- MANUAL-ROPE (MR)



"We always know who we're working for"

ROTATORS

OUR USP'S

- Continuous 360° high-speed tracking.
- Jitter-free micro-degree motion at low scanning speeds.
- Platform-agnostic mounting for all PEL masts/tripods.
- Programmable automated sector scan patterns

SALIENT FEATURES


- Ruggedized IP67 housing protects precision internal gears.
- Standard RS422 with optional high-speed Ethernet interface.
- Hard-anodized finish for extreme thermal operation.
- Low-weight design with massive payload capacity

KEY FEATURES

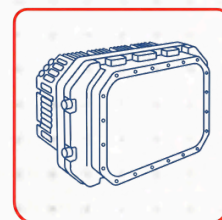
APPLICATIONS




Electro-Optic



Jamming



Radar



ACCESSORIES

Set of Cables & Carrying case

TECHNICAL SPECIFICATION

ROTATORS

Model No.	Payload (kg)	Dimensions (mm)	Power Consumption	Rotational Range	Resolution mRad	Rotational speed (RPM)	Control Data Interface	Wind Area (m ²)
PRMO-5M	5	180 x 144 x 220 (LXWXH)	24V DC 30 W Nominal	Continuous 360° Sector scan ± 180°	1.75	5	RS422 (Ethernet-Optional)	≤ 0.2
PRMO-35M	35	377 x 310 x 300 (LXWXH)	18-36V DC 80W Nominal	Continuous 360° Sector scan ± 180°	1.75	20	RS422 (Ethernet-Optional)	≤ 0.3
PRMO-50T	50	245 Dia x 235 H	18-36V DC 200 W Nominal	Continuous 360° Sector scan ± 180°	1.75	30	RS422 and Ethernet	≤ 0.8
PRMO-125T	125	360 Dia x 265 H	18-36V DC 350 W Nominal	Continuous 360° Sector scan ± 180°	1.75	30	RS422 and Ethernet	≤ 0.8
PRMR-50T	50	200x 200 x 250 (L x W x H)	NA	Continuous 360° / ± 180°	8.72	NA	NA	≤ 0.5
PRXX-XX	Custom product available on request							



"We always know who we're working for"

PAN-TILT

OUR USP'S

- Precision dual-axis tracking for real-time target acquisition.
- Supports ISR and Radio COM payloads.
- Continuous rotation without risk of cable entanglement.
- Milli-radian positioning accuracy.

SALIENT FEATURES

- Integrated slip-ring technology.
- Customizable motion profiles for specific mission needs.
- Can be controlled via external C2.
- Real-time digital feedback for Azimuth and Elevation.

KEY FEATURES

APPLICATIONS



Electro-Optic



Radio COM



ACCESSORIES

Set of Cables & Carrying case

TECHNICAL SPECIFICATION

PAN-TILT

Model No.	Payload (kg)	Dimensions (mm) (L x W x H)	Power Consumption	Rotational Range Sector Scan/Continuous	Tilt Range	Resolution mRad	RPM	Control Data Interface	Wind Area (m ²)
PPTMO-5M	5	220 x 160 x 245	24V DC 30W Nominal	±180° / 360°	(+ 90°) to (-20°)	Azimuth: 1.75 Elevation: 1.75	Azimuth:3 Elevation:1.6	RS422 (Ethernet-Optional)	≤ 0.2
PPTMO-10M	10	290x160x250	24V DC 200 W	±180° / 360°	±10°	Azimuth: 1.75 Elevation: 1.75	Azimuth: 0.16 to 3.3 Elevation: 0.16 to1.6	RS422 (Ethernet-Optional)	≤ 0.4
PPTMO-15M	15	335X192X360	24V DC 200W	±180° / 360°	±20°	Azimuth: 1.75 Elevation: 1.75	Azimuth: 0.16 to 3.3 Elevation:0.16 to 1.6	RS422 (Ethernet-Optional)	≤ 0.4
PPTMO-25M	25	335 x 266 x 370	18-36V DC 80W Nominal	±180° / 360°	±20°	Azimuth: 1.75 Elevation: 1.75	Azimuth: 0.16 to 3.3 Elevation:0.16 to 1.6	RS422 (Ethernet-Optional)	≤ 0.4
PPTMO-50T	50	290X320X 220	24V DC 300 W Nominal	±180° / 360°	±20°	Azimuth: 1.75 Elevation: 1.75	Azimuth :0.16 to 5 Elevation:0.16 to2.5	RS422 (Ethernet-Optional)	≤ 0.5
PPTMR-10M	10	200x 200 x 260	NA	±180° / 360°	±15°	Azimuth: 17.45 Elevation: 13.96	NA	NA	≤ 0.3
PPTMR-25M	25	200x 200 x 260	NA	±180° / 360°	±15°	Azimuth: 17.45 Elevation: 13.96	NA	NA	≤ 0.4
PPTXX-XX	Custom product available on request								



"We always know who we're working for"



MULTI-UTILITY JUNCTION BOX

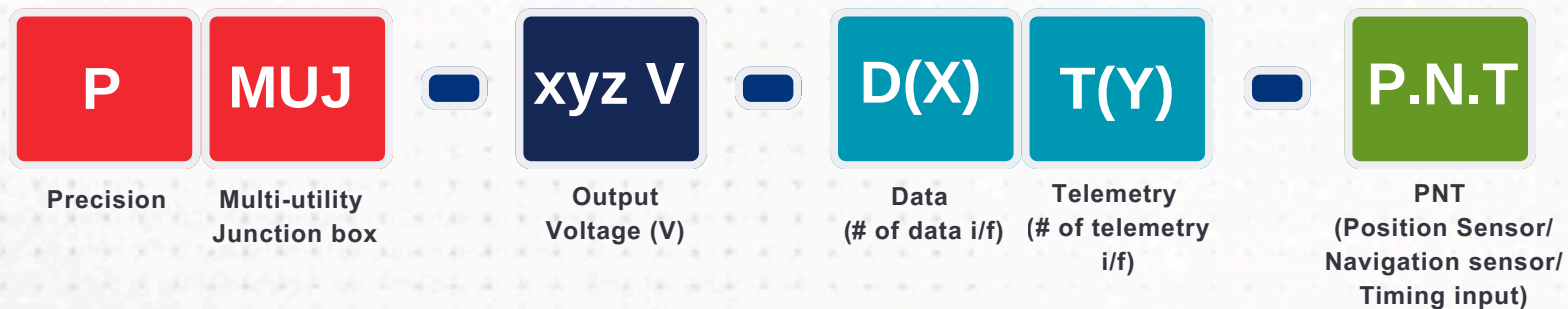
OUR USP'S

- Provides tactical "plumbing" for data and power.
- Built-in GNSS for real-time spatial navigation data.
- Advanced RF-to-Optical high-bandwidth media conversion hub.
- Level 2 surge and lightning protection safety.

SALIENT FEATURES

- Universal protocol conversion: RS232, RS422, to IP.
- Optical/Electrical Ethernet network switch.
- Secondary battery power backup for mission continuity.
- Economical footprint mounts easily to masts/tripods.

MODEL NUMBER GUIDE



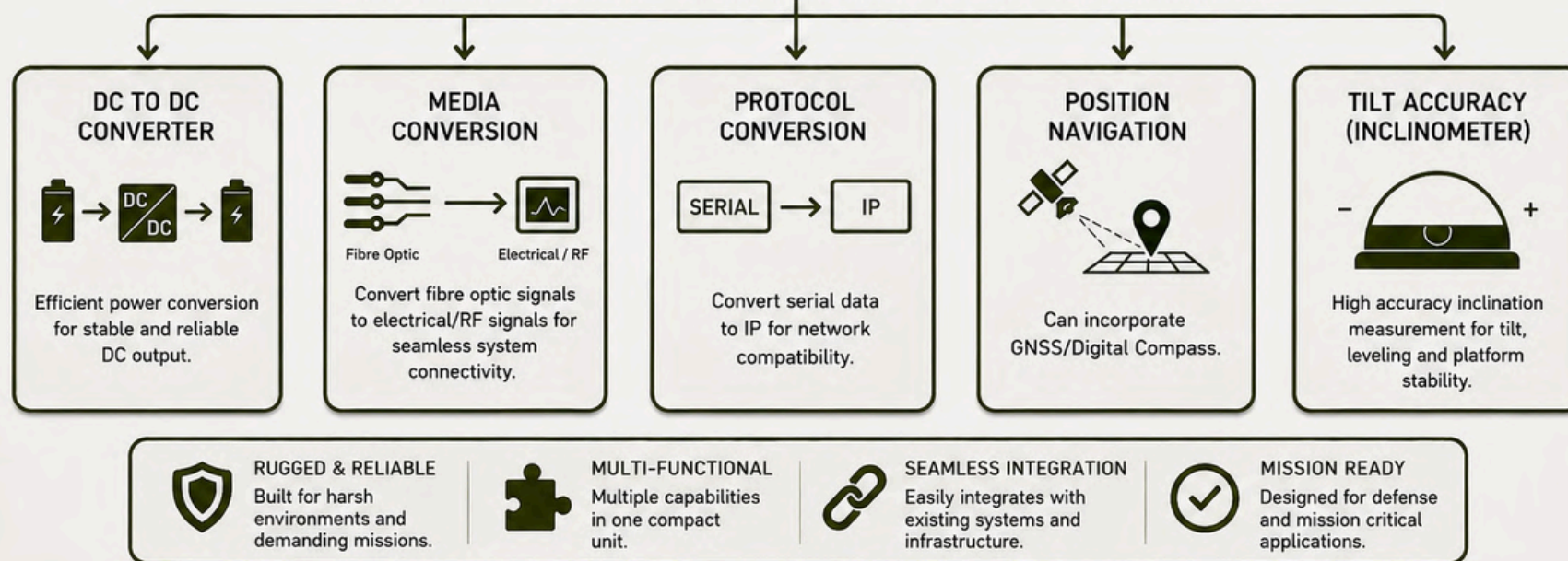
TECHNICAL SPECIFICATION

MULTI UTILITY JUNCTION BOX

Parameters	Specifications
DC Power Supply for Equipment	Input: 90–285V AC; Output: 24V–72V
Electrical Power	Up to 2 KW
Battery Bank	24V / 48V
Protocol Conversion	RS232 ↔ RS422; RS232, RS485, RS232/RS422 ↔ IP
Media Conversion	Electrical ↔ Optical; RF ↔ Optical
Ethernet Switch Optical–Electrical interface	4–8 Ports (Electrical); 1–2 Ports (SFP based Optical); PoE (Optional)
Network Synchronization / Home Location	Via GNSS receiver/GPS
Protection against Surges	Level 2
Protection against lighting	Level 2
EMI/EMC	CISPR 22 / EN5022 / MIL-STD-461 E/F
Environmental	Industrial (IP67 / MIL-STD-810)



«« BUILT FOR CONNECTIVITY. ENGINEERED FOR MISSION CRITICAL PERFORMANCE. »»





"We always know who we're working for"

POWER SUPPLIES

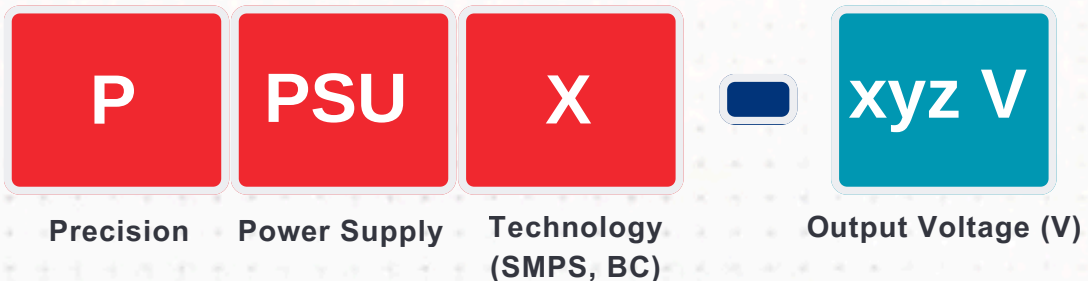
OUR USP'S

- High-efficiency PFC-based intelligent battery charging.
- Customizable SMPS (300W-2000W) for diverse payloads.
- Rugged MIL-STD power conditioning and distribution.
- Integrated protection against overload and voltage surges.

SALIENT FEATURES

- Communication interfaces: CAN, GPIO, Serial, and Ethernet.
- Hardened construction for extreme military thermal environments.
- High power density in compact 7-8kg units.
- Standard MIL-C-5015 / D38999 tactical power connectors.

MODEL NUMBER GUIDE



TECHNICAL SPECIFICATION

POWER SUPPLIES

Description	PPSUSMPS-24V	PPSUSMPS-48V	PPSUBC-51V
Input Voltage	160 to 264 V AC 50 Hz	160 to 264 V AC 50 Hz	90 to 264 V AC 50 Hz
Input Current	5 Amps on Full Load	5 Amps on Full Load	10 Amps on Full Load
Efficiency	0.92	0.92	0.94
Output-1 Voltage	24 V DC Nominal (Max 30 VDC)	48 V DC Nominal (Max 54 VDC)	Nominal 51 V DC Max 58 V DC
Output -2 Voltage	48 V DC	N/A	N/A
Output Current	20 Amps @ 24V 10 Amps @48 V	20 Amps	40 Amps
Line Regulation	0.02	0.02	CC and CV Mode
Total Power Rating	1000W	1000W	2000W
Cooling Methodology	Conduction Cooling	Conduction Cooling	Conduction Cooling
Input Protections	Over current and over voltage	Over current and over voltage	Input over current and over voltage
Output Protections	Over Load and over voltage	Over Load and over voltage	Batt under and over voltage Protection
Power Connectors	MIL C 5015 / D38999	MIL C 5015 / D38999	Type 1
Designed for Standards (EMI/EMC)	MIL Std 461	MIL Std 461	CISPR 22/MIL Std 461 E/F
Designed for Standards (Environmental)	MIL Std 810/ JSS55555	MIL Std 810/ JSS55555	MIL Std 810/ JSS55555
Dimensions	400 X 380 X 150 mm (L X W H)	360 X 370 X 170mm(L X W X H)	225 X 204 X 100 mm (L X W H)
Weight	7.0 Kg	8.0 Kg	8.0 Kg
Operating Temperature	(-20°C and +55°C)	(-20°C and +55°C)	(-10°C and +55°C)
Storage Temperature	(-30°C and +70°C)	(-30°C and +70°C)	(-20°C and +70°C)



Battery Charger



Power Supply 500W



Power Supplies FC BC Float cum Boost Charger



"We always know
who we're working for"



PLANT :

Plot No. 1142-1145, Sector-58,
Faridabad 121004
Haryana, (India)



Follow us on - 

sales@pel-india.in

CORPORATE :

Plot No. 42, 2nd Floor,
Sector-20A Near ICAI Bhawan,
Faridabad 121001. Haryana, (India)